

800MAIN Street Banner Specifications

Revised 10/2014

This photo shows how two banners look with highlights from up lights sitting on the lower awning. Keep in mind traffic patterns on Main Street when designating where the banners are to be mounted because the tree blocks a lot of visibility to the southern columns.


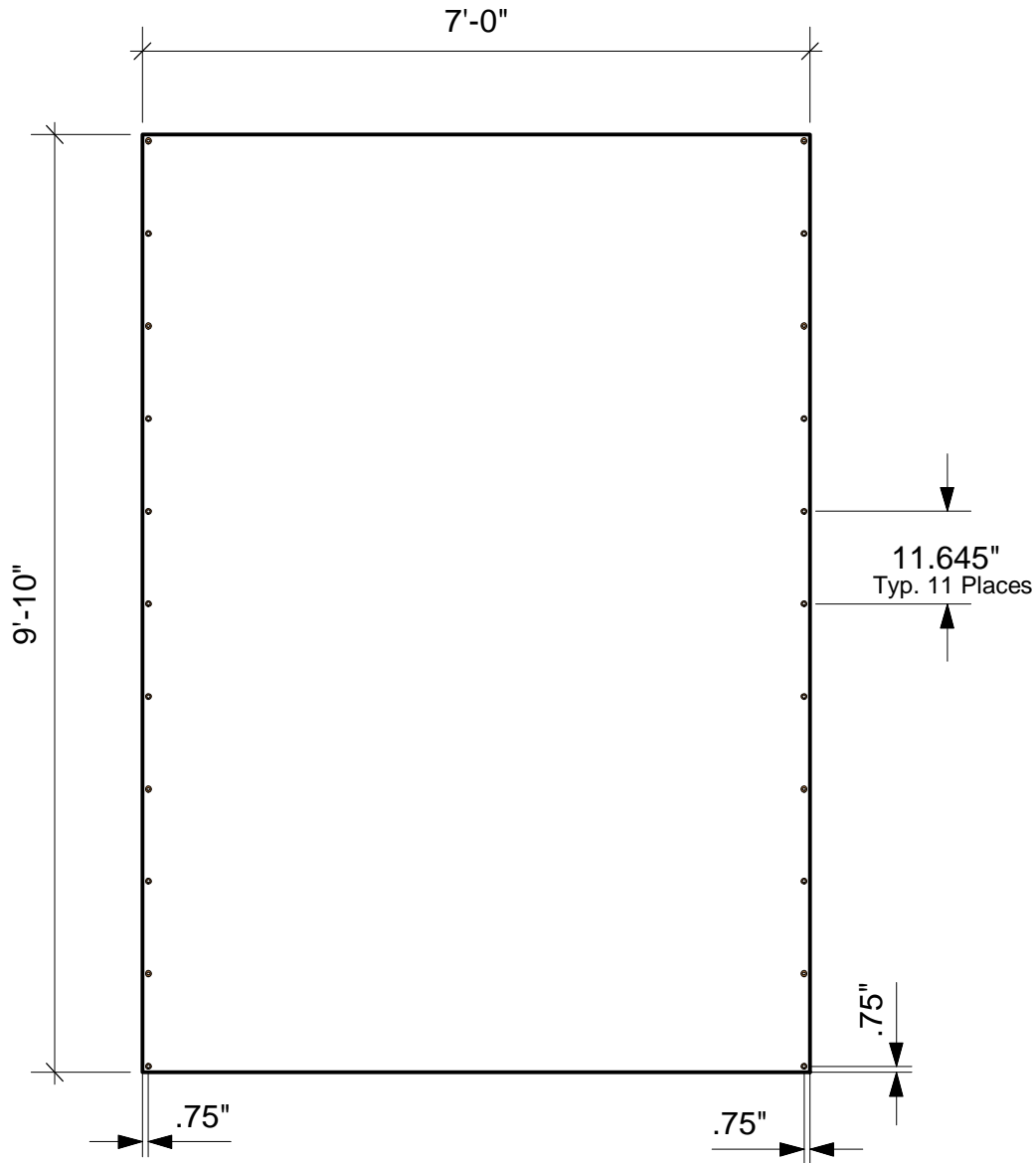
The awning lights are controllable LED's which can be set to almost any color.



Photo by Tyler Curtis August 2014

In the picture below the mount hardware is a bit more clear to see. The process of hanging these banners takes two people about 30 minutes each. The removal time is 15 minutes for one person. This work must be performed by 800MAIN staff.





Grommet Details:

Hole ID: 0.375"

Material: Non-Rusting (typ. Brass)


Placement: 11 equal places along the vertical sides

Source: www.McMaster.com p/n 8271K34

BANNER, Pool Column

Note: All edges shell have a sewn hem which includes a double fabric layer for side grommets.

Scale: None



800MAIN
Venice, California 90291
(310) 800-MAIN (6246)